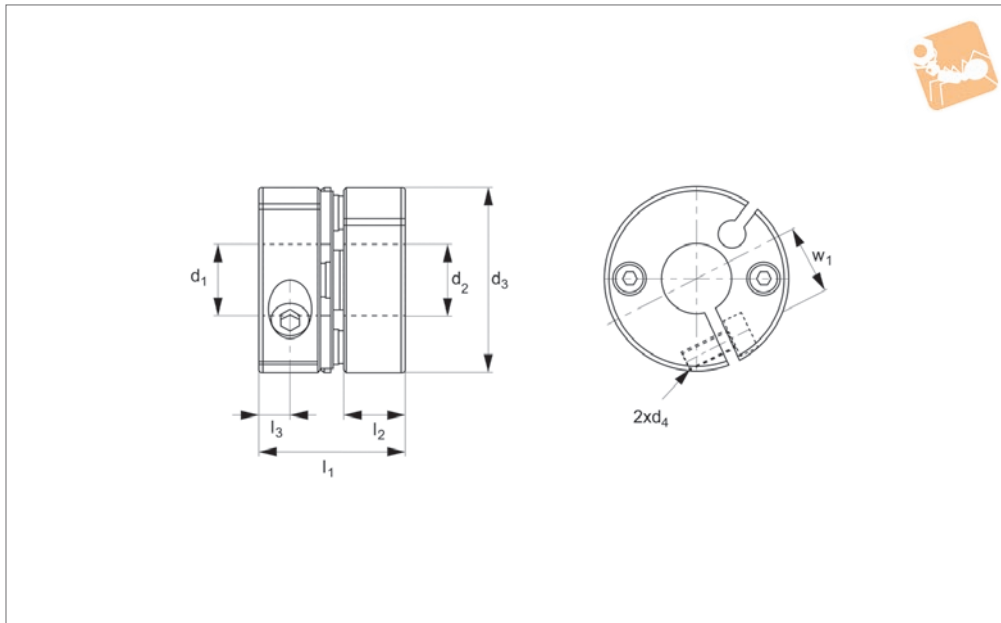
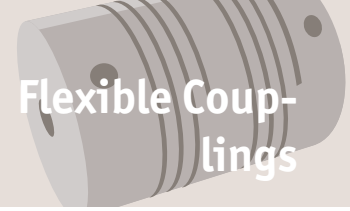




Double Disk Coupling - Aluminium

high rigidity clamp fixing - short type

Flexible Couplings



R3065

FLEXIBLE COUPLINGS

Material

Mainframe: Anodized aluminium - AL 7075
 Disk: Stainless steel - SUS303


Technical Notes

High wrench torque load, high wrench torque rigidity capacity and excellent sensibility.
 The flexure allowed by stainless steel disk

portion of the coupling is capable of accommodating angular and axial misalignment. Not accommodating of parallel misalignment. Clockwise character is exactly the same as anti-clockwise one.
 Free maintenance, oil-resist and anti corrosiveness, Teethless screw to lock

disks, zero backlash
 Offset of angular, parallel or axial deviation are individual allowed value, so couple reasons of axial offset appearing at same time would reduce the unit allowable value.

Order No.	d ₁ & d ₂ tol. h8	d ₃	d ₄	l ₁	l ₂	l ₃	w	Clamping screw lock torque Nm
R3065.A-4	4	21	M2,5	24.5	7	3.5	7	1.2
R3065.A-5	5	21	M2,5	24.5	7	3.5	7	1.2
R3065.A-6	6	21	M2,5	24.5	7	3.5	7	1.2
R3065.A-8	8	21	M2,5	24.5	7	3.5	7	1.2
R3065.A-9	9	21	M2,5	24.5	7	3.5	7	1.2
R3065.B-5	5	28	M3	32	9	4	9.5	1.5
R3065.B-6	6	28	M3	32	9	4	9.5	1.5
R3065.B-8	8	28	M3	32	9	4	9.5	1.5
R3065.B-9	9	28	M3	32	9	4	9.5	1.5
R3065.B-10	10	28	M3	32	9	4	9.5	1.5
R3065.C-6	6	34	M3	35	9.8	5	12	1.5
R3065.C-8	8	34	M3	35	9.8	5	12	1.5
R3065.C-9	9	34	M3	35	9.8	5	12	1.5
R3065.C-10	10	34	M3	35	9.8	5	12	1.5
R3065.C-11	11	34	M3	35	9.8	5	12	1.5
R3065.C-12	12	34	M3	35	9.8	5	12	1.5
R3065.C-14	14	34	M3	35	9.8	5	12	1.5
R3065.D-8	8	46	M4	44	12.6	6	16.5	3.5
R3065.D-9	9	46	M4	44	12.6	6	16.5	3.5
R3065.D-10	10	46	M4	44	12.6	6	16.5	3.5
R3065.D-11	11	46	M4	44	12.6	6	16.5	3.5
R3065.D-12	12	46	M4	44	12.6	6	16.5	3.5
R3065.D-14	14	46	M4	44	12.6	6	16.5	3.5
R3065.D-15	15	46	M4	44	12.6	6	16.5	3.5
R3065.D-17	17	46	M4	44	12.6	6	16.5	3.5
R3065.D-19	19	46	M4	44	12.6	6	16.5	3.5
R3065.E-12	12	55	M5	55	16	7	20.5	6
R3065.E-14	14	55	M5	55	16	7	20.5	6
R3065.E-15	15	55	M5	55	16	7	20.5	6



Double Disk Coupling - Aluminium

high rigidity clamp fixing - short type



Order No.	d ₁ & d ₂ tol. h8	d ₃	d ₄	l ₁	l ₂	l ₃	w	Clamping screw lock torque Nm
R3065.E-17	17	55	M5	55	16	7	20.5	6
R3065.E-19	19	55	M5	55	16	7	20.5	6
R3065.E-20	20	55	M5	55	16	7	20.5	6
R3065.E-22	22	55	M5	55	16	7	20.5	6
R3065.E-24	24	55	M5	55	16	7	20.5	6
R3065.E-25	25	55	M5	55	16	7	20.5	6

FLEXIBLE COUPLINGS