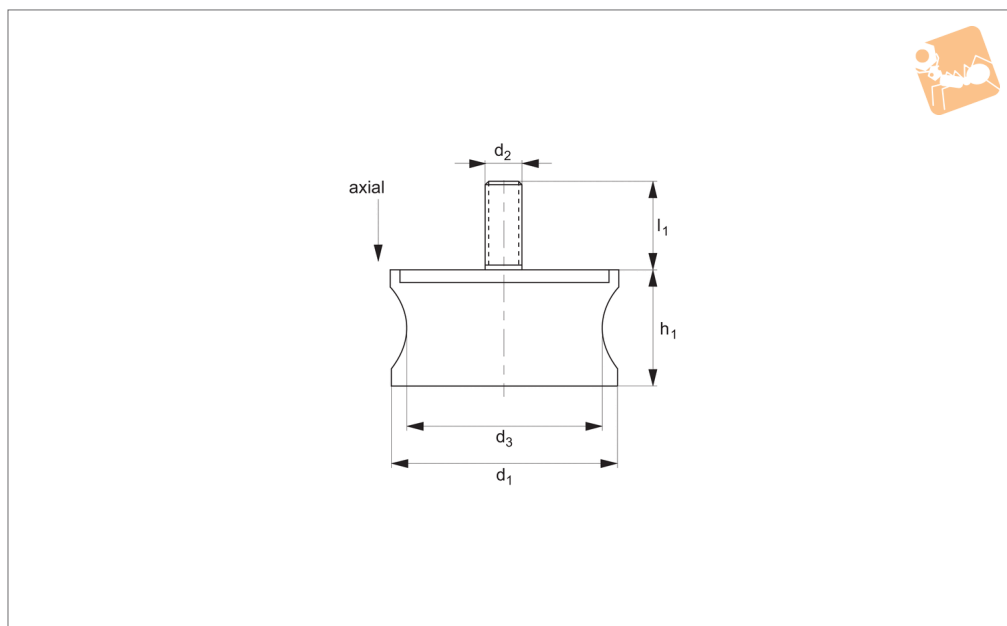




Anti-vibration Cylinders Waisted male feet

Anti-Vibration Components



P2016

ANTI-VIBRATION COMPONENTS

Material

Rubber on silver zinc plated steel (rubber hardness - 55 Shore A).

Tips

These cylinders are used to reduce vibra-

tion by allowing some movement (in axial and radial as shown in drawing).

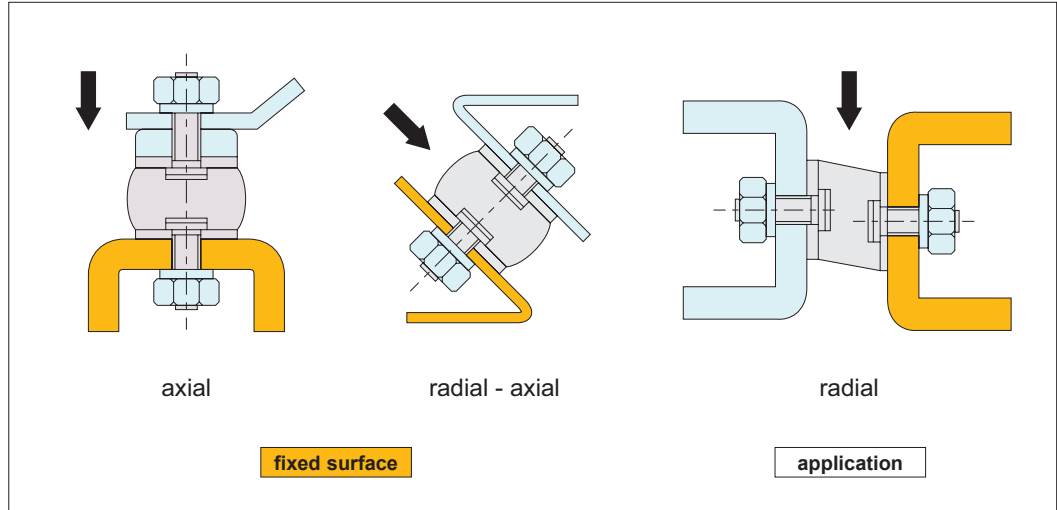
Typically used in machinery, compressors, air conditioning units, light engineering equipment etc.

Order No.	d ₁	h ₁	d ₂	d ₃	l ₁	Compression max.	Axial load kgf max.
P2016.020-020	20	20	M 6	12	18	2.5	15
P2016.030-025	30	25	M 8	24	20	4	40
P2016.040-028	40	28	M10	22	25	5	60
P2016.060-036	60	36	M10	37	30	5	90
P2016.060-043	60	43	M10	35	30	4	70
P2016.060-060	60	60	M10	51	30	6	150
P2016.070-056	70	56	M12	50	35	6	220
P2016.080-065	80	65	M12	70	35	8	400
P2016.090-050	90	50	M12	80	45	4	800
P2016.095-076	95	76	M16	80	45	9.5	400
P2016.090-077	90	77	M12	79	45	7	500
P2016.108-085	108	85	M16	95	45	10	800
P2016.130-096	130	96	M16	115	45	13	1400



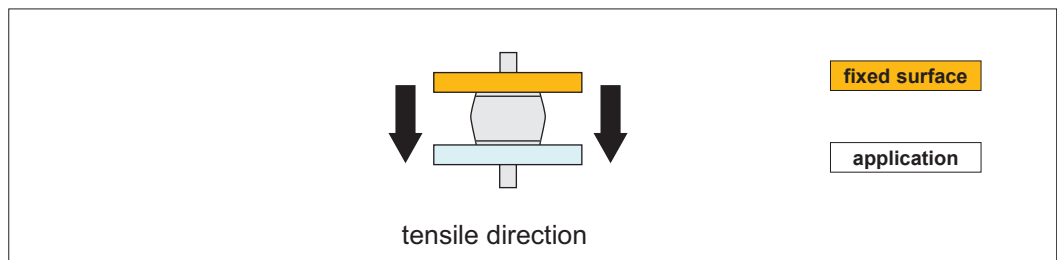
Acceptable loads

Cylindrical mounts are never to be used in tension, they should only be used in axial or radial. Radial loads are however considerably less than axial loads. Parts with small diameters (d_1) and relatively long lengths (h) cannot accept radial loads.



Installation

Incorrect installation



Correct installation

The height of the insulator may vary as the rubber is compressed under load.

Do not remove the rubber burr around the edge of the metal, this could cause detachment of rubber from the metal studs.

