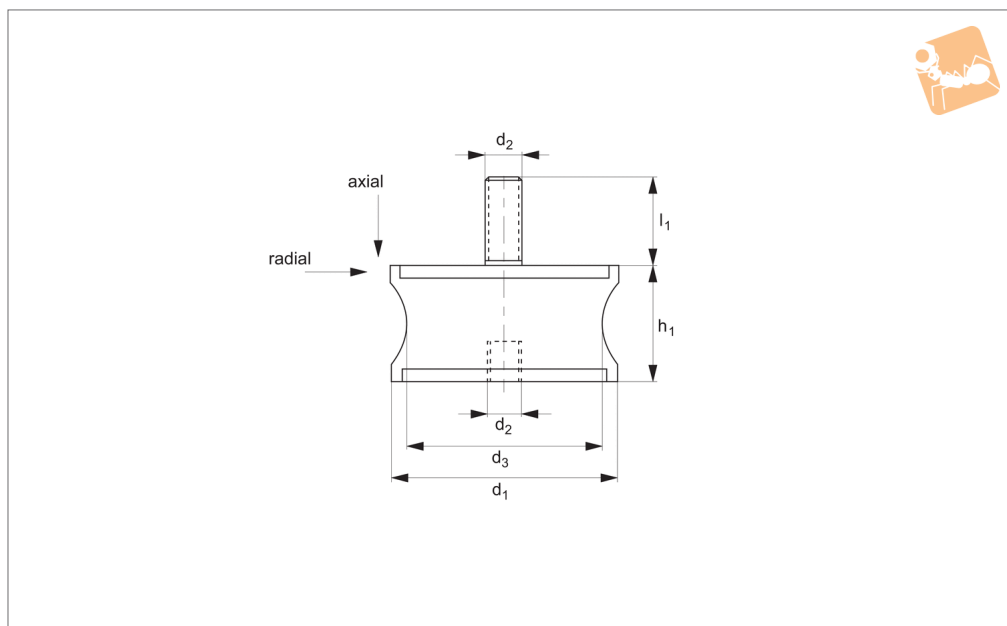




# Anti-vibration Cylinders Waisted

male:female

## Anti-Vibration Components



**P2014**

ANTI-VIBRATION COMPONENTS

### Material

Rubber on silver zinc plated steel (rubber hardness - 55 Shore A).

### Tips

These cylinders are used to reduce vibra-

tion by allowing some movement (in axial and radial as shown).

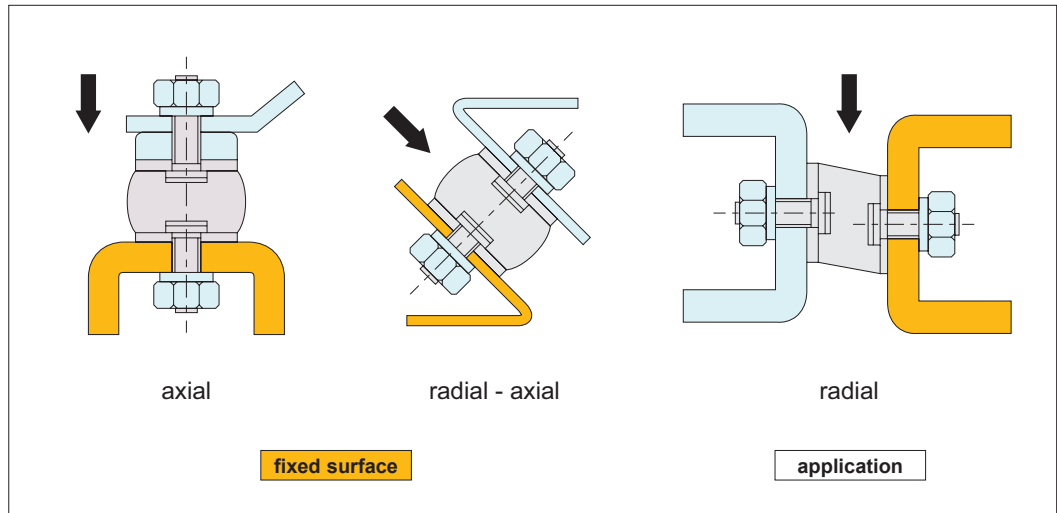
Typically used in machinery, compressors, air conditioning units, light engineering equipment etc.

Order No.	d <sub>1</sub>	h <sub>1</sub>	d <sub>2</sub>	l <sub>1</sub>	d <sub>3</sub>	Compression max.	Axial load kgf max.	Radial load kgf max.
P2014.020-020	20	20	M 6	18	12	2.5	15	3.0
P2014.030-025	30	25	M 8	20	24	4	40	4.0
P2014.040-028	40	28	M10	25	22	5	60	2.5
P2014.060-036	60	36	M10	30	37	5	90	7.0
P2014.060-043	60	43	M10	30	35	4	70	12.0
P2014.060-060	60	60	M10	30	51	6	150	30.0
P2014.070-056	70	56	M12	35	50	6	220	45.0
P2014.080-065	80	65	M12	35	70	8	400	55.0
P2014.090-050	90	50	M12	45	80	4	800	65.0
P2014.130-096	130	96	M16	45	115	13	1400	70.0



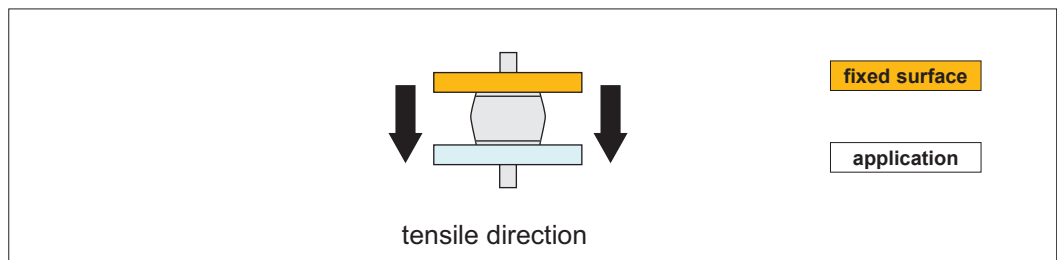
### Acceptable loads

Cylindrical mounts are never to be used in tension, they should only be used in axial or radial. Radial loads are however considerably less than axial loads. Parts with small diameters ( $d_1$ ) and relatively long lengths ( $h$ ) cannot accept radial loads.



### Installation

#### Incorrect installation



#### Correct installation

The height of the insulator may vary as the rubber is compressed under load.

Do not remove the rubber burr around the edge of the metal, this could cause detachment of rubber from the metal studs.

