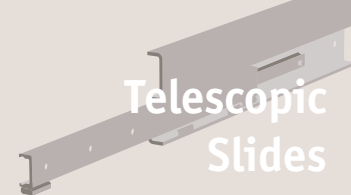


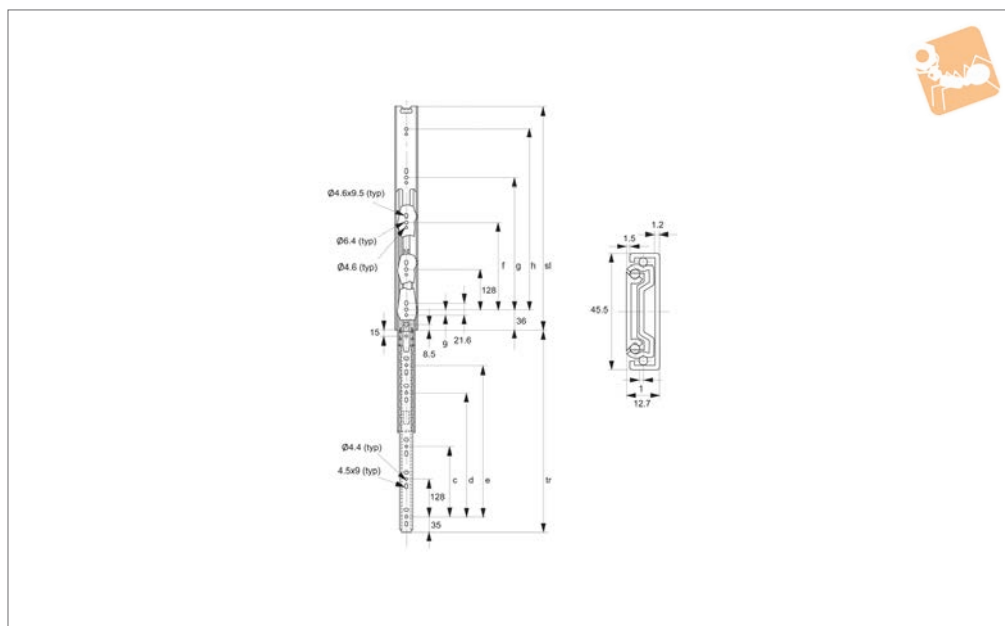


Drawer Slide - Full Extension

lever disconnect - 45 Kg load per pair - **stainless**



Telescopic
Slides



L2082

TELESCOPIC SLIDES

Material

Stainless steel AISI 304. Bright finish.

Technical Notes

Hold-in detent when slide closed. Positive stop. Rails can be disconnected via pres-

sing disconnect lever.

These slides have been tested to 60,000 usage cycles.


Important Notes

Load capacity is static load per pair, at the

centre of the rails using all mounting

holes. **Sold individually as single slides.**

Order No.	Slide length sl	Slide travel tr	c	d	e	f	g	h	Load/pair kg max.	Weight g
L2082.AC0300	300	312	128	-	-	-	-	-	45	500
L2082.AC0350	350	362	128	-	-	-	-	-	45	590
L2082.AC0400	400	412	128	224	-	-	-	-	45	670
L2082.AC0450	450	462	128	224	-	-	-	-	45	775
L2082.AC0500	500	512	128	224	320	-	320	-	45	830
L2082.AC0550	550	562	128	224	352	-	352	-	45	910
L2082.AC0600	600	612	128	224	352	416	352	-	45	990
L2082.AC0700	700	705	320	514	630	255	450	630	45	1100



Weight capacity

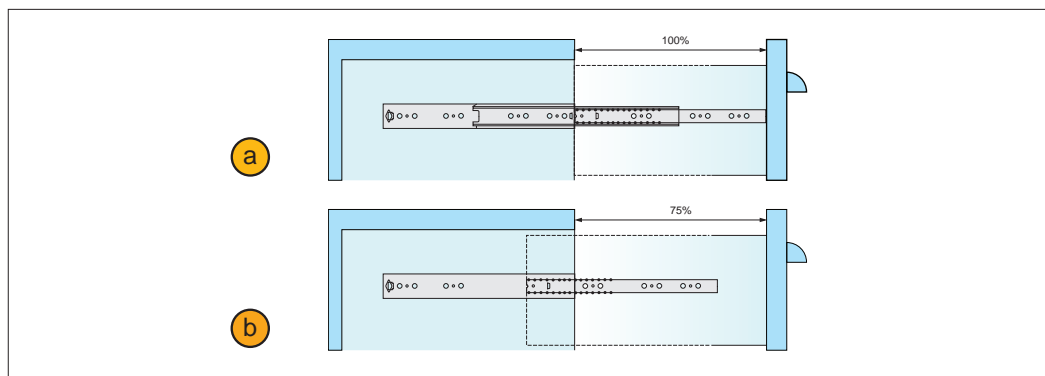
Weight capacity/pair Kg - is the static load per pair of drawer slides, measured at the centre of a pair of slides, side mounted, spaced 450mm apart, and is based on use of all fixing points on the slide.

Important Note: Flat mounting of drawer slides, as opposed to the standard side mounting of slides, is not recommended as it results in a greatly reduced load capacity equal to only 25% of the stated weight capacity.

Drawer slide terms

Slide length (sl) The longest dimension of a fully closed slide, this should not exceed the depth of cabinet in which slide is installed.

Slide travel (tr) Distance a drawer slide moves from fully closed position.
(slide length + slide travel = fully extended slide length).



Full extension This type of drawer slide can be extended 100% of slide length, this is standard for most 3 piece drawer slides. **a**

3/4 extension This type of drawer slide extends to approx. 75% of the slide length, this is standard for most 2 piece drawer slides. **b**

Positive stop Drawer stops at extended/open position but does not lock or detent.

Positive lock Drawer is firmly held in extended/open position by means of a mechanical catch. Drawer is released by depressing a lever and pushing drawer inward. From the extended/open position the same slide may be disconnected by depressing the lever and pulling the drawer out.

Hold-in detent Drawer is firmly held in closed position, and released by pulling drawer open (also known as positive catch).

Lever disconnect From the extended/open position the slide may be disconnected by depressing lever and pulling drawer out.

Self-closing Toward end of drawer slide closing stroke, slide is drawn into the fully closed position.

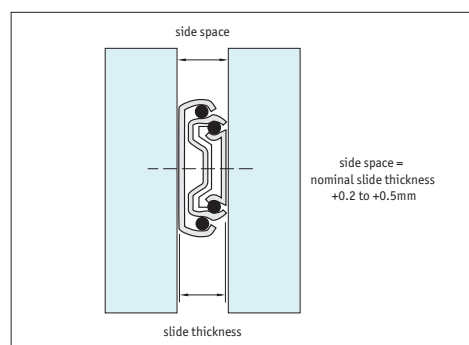
Soft self-closing Toward end of drawer slide closing stroke, slide movement is slowed and then drawn into fully closed position.

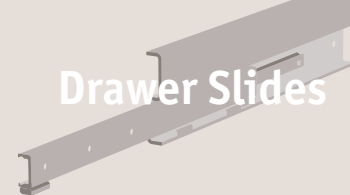
Side mounting tolerances

When mounting we recommend a side space equal to the slide thickness with an additional 0,2 to 0,5 mm for optimal positioning.

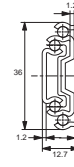
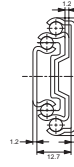
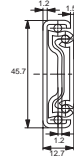
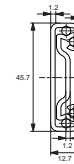
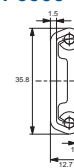
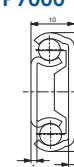
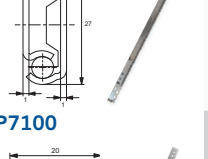
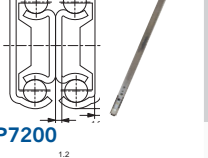
Mounting with less than 0,2 mm side tolerance can result in poor running of the drawer slide and jamming of the slide - the same is true if tolerances over 0,5mm are used.

Ensure cabinet/enclosure faces are square and parallel prior to mounting of the drawer slides.





Full Extension - Drawer Slides		Weight Cap/Pair Kg	Slide Length mm	Full Extension	3/4 Extension	Material	Steel, Zinc Plate	Stainless Steel	Hold-in Detent	Lever Disconnect	Positive Stop	Self Closing	Soft Self Closing	Positive Lock
P2000		200	254-711	✓			✓				✓			
P2100		80	300-700	✓			✓		✓		✓			
P2200		60	304-711	✓			✓		✓	✓	✓			
P2300		45	250-700	✓			✓		✓	✓	✓			
P2500		30	250-550	✓			✓		✓	✓	✓			
P2600		60	300-500	✓			✓				✓			
P2700		20	200-450	✓			✓		✓	✓	✓			

		Weight Cap/Pair Kg	Slide Length mm	Full Extension	3/4 Extension	Material Steel, Zinc Plate Stainless Steel	Hold-in Detent	Lever Disconnect	Positive Stop	Self Closing	Soft Self Closing	Positive Lock
Full Extension - Lever Disconnect Drawer Slides												
P4050		30	250-600	✓		✓	✓	✓	✓	✓		
P4080		30	350-700	✓		✓		✓	✓		✓	
P4100		45	300-700	✓		✓	✓	✓	✓	✓		
Full Extension - Positive Stop Drawer Slides												
P5100		45	250-700	✓		✓	✓	✓	✓			✓
3/4 Extension Drawer Slides												
P6000		30	250-700		✓	✓	✓	✓	✓			
Stainless Steel Drawer Slides												
P7000		15	200-600		✓	✓			✓			
P7100		30	200-550	✓		✓			✓			
P7200		45	300-700	✓		✓			✓			