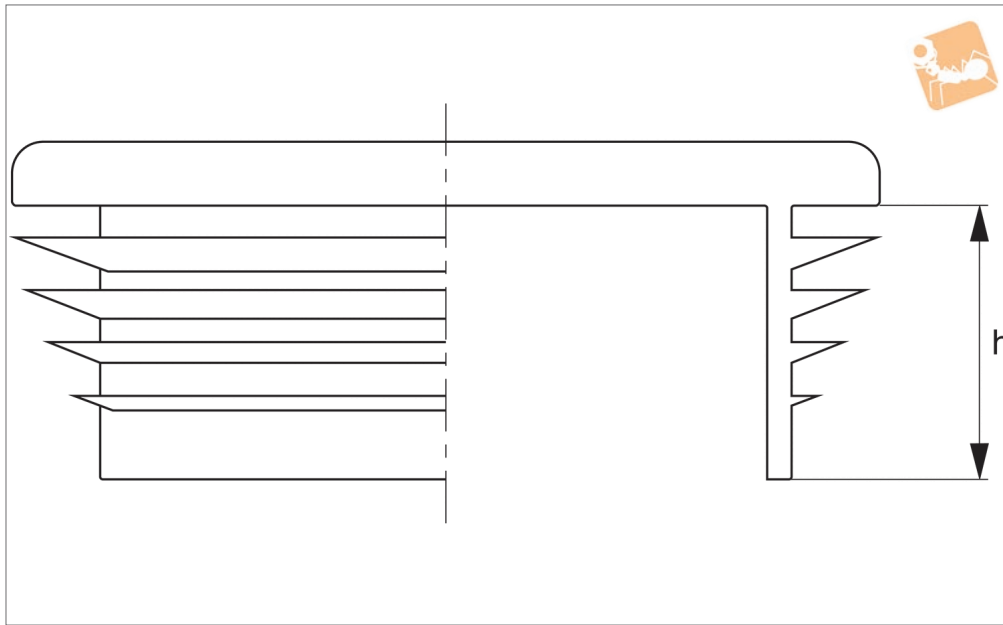




Inserts ribbed - rectangular



P1987

OTHER MECHANICAL PARTS

Material

Low density polyethylene, black.

Important Notes

Sold subject to minimum pack quantity.


Technical Notes

Insert ribs provide secure fitting.

Order No.	External cap dim.	Tube wall thickness	h
P1987.020-10-0	20x10	1,0-2,0	11,0
P1987.020-15-0	20x15	1,0-2,0	11,5
P1987.025-10-0	25x10	1,0-1,5	11,5
P1987.025-15-0	25x15	1,0-2,5	11,5
P1987.025-20-0	25x20	1,0-3,0	11,5
P1987.030-10-0	30x10	1,0-1,5	11,5
P1987.030-15-0	30x15	1,0-2,5	11,5
P1987.030-20-0	30x20	1,5-3,0	11,5
P1987.030-25-0	30x25	1,5	13,0
P1987.035-10-0	35x10	1,0-2,0	11,5
P1987.035-20-1	35x20	1,0-2,5	11,5
P1987.035-25-0	35x25	1,0-3,0	11,5
P1987.040-10-0	40x10	1,5	10,5
P1987.040-15-0	40x15	1,0-1,5	12,0
P1987.040-20-0	40x20	1,0-2,0	12,0
P1987.040-25-0	40x25	1,0-3,0	11,5
P1987.040-30-0	40x30	1,0-3,0	12,0
P1987.040-35-0	40x35	1,0-3,0	12,0
P1987.045-15-0	45x15	1,5-2,0	11,0
P1987.045-20-0	45x20	1,5-2,0	11,5
P1987.045-25-0	45x25	1,5-2,0	14,0
P1987.045-30-0	45x30	1,0-2,5	12,0
P1987.045-35-0	45x35	1,0-3,5	12,0
P1987.050-10-0	50x10	1,0-1,5	12,0
P1987.050-20-0	50x20	1,0-3,0	14,0
P1987.050-25-0	50x25	1,5-2,5	14,5
P1987.050-30-0	50x30	1,5-2,0	13,5
P1987.050-35-0	50x35	1,0-3,5	14,5
P1987.050-40-0	50x40	1,5-2,5	12,5
P1987.055-34-0	55x34	1,5	14,0
P1987.055-40-0	55x40	1,5-4,0	14,5
P1987.060-15-0	60x15	1,0-2,0	14,5
P1987.060-20-0	60x20	1,0-3,0	14,5
P1987.060-25-0	60x25	1,0-2,5	14,0

Inserts

ribbed - rectangular

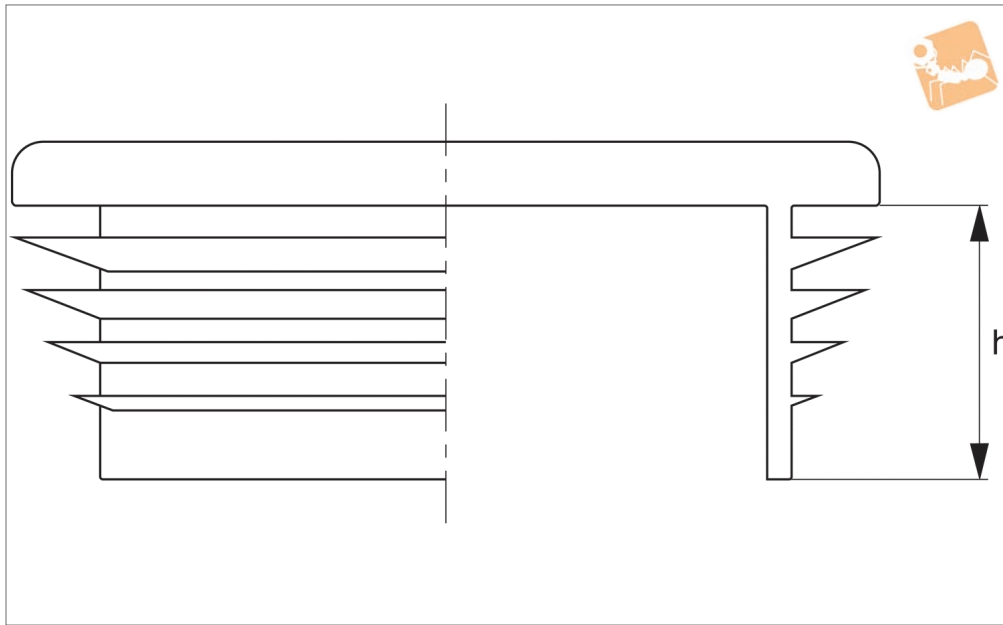
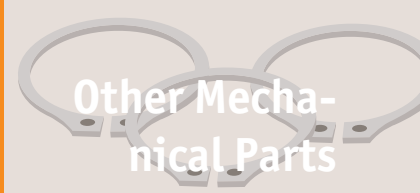


OTHER MECHANICAL PARTS

Order No.	External cap dim.	Tube wall thickness	h
P1987.060-30-0	60x30	1,5-2,0	15,0
P1987.060-35-0	60x35	1,5-3,5	15,0
P1987.060-40-0	60x40	1,0-3,0	14,0
P1987.060-50-0	60x50	1,5-3,5	14,5
P1987.070-20-0	70x20	1,0-2,0	17,0
P1987.070-25-0	70x25	1,5-2,0	17,0
P1987.070-30-0	70x30	1,5-2,0	18,0
P1987.070-40-0	70x40	1,5-2,0	18,0
P1987.080-20-0	80x20	1,5-2,0	18,0
P1987.080-30-0	80x30	1,0-2,5	14,5
P1987.080-40-0	80x40	1,0-3,0	14,5
P1987.080-50-0	80x50	2,0-4,0	24,0
P1987.080-60-0	80x60	2,5-3,0	24,0
P1987.100-40-0	100x40	2,0-4,0	14,5
P1987.100-50-0	100x50	2,0-3,0	24,0
P1987.100-50-1	100x50	3,2-5,0	24,0
P1987.120-30-0	120x30	1,5-2,0	14,5
P1987.120-40-0	120x40	2,0	-
P1987.120-60-0	120x60	2,0-4,0	24,5
P1987.120-80-0	120x80	2,0-3,0	24,0
P1987.140-80-0	140x80	2,0-4,5	20,0
P1987.150-100-0	150x100	3,0-8,0	27,0



Insert ribbed - square



P1988

OTHER MECHANICAL PARTS

Material

Low density polyethylene, black.

Important Notes

Sold subject to minimum pack quantity.

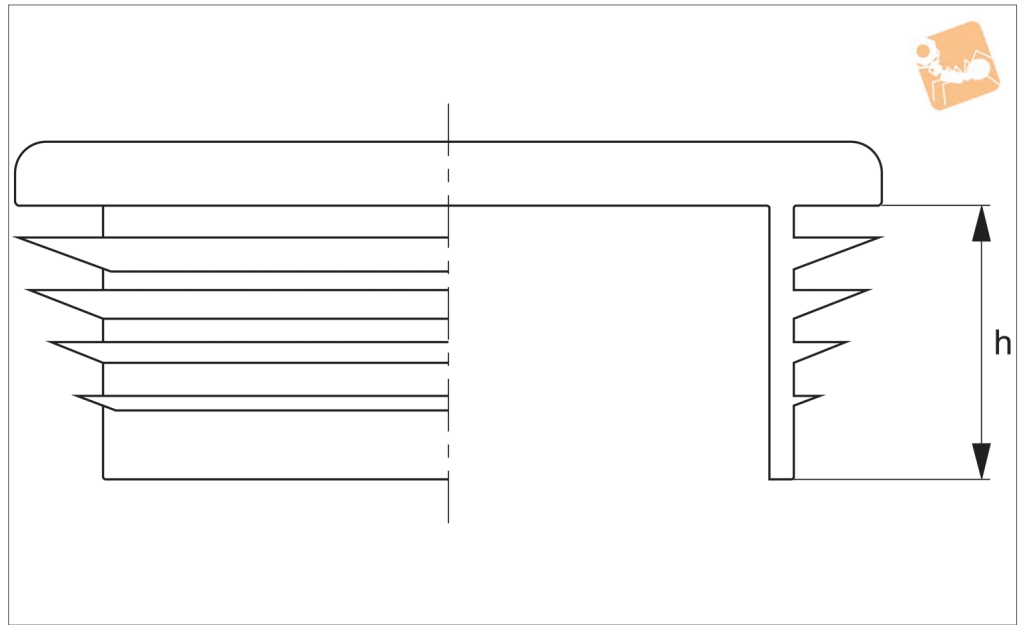
Technical Notes

Insert ribs provide secure fitting.

Order No.	External cap dim.	Tube wall thickness	h
P1988.010-10-0	10x10	1,5-2,0	12.0
P1988.012-12-0	12x12	1,5-2,0	12.0
P1988.013-13-0	13x13	1,5-2,0	12.0
P1988.015-15-0	15x15	1,5-2,0	14.0
P1988.016-16-0	16x16	1,5-2,0	11.5
P1988.018-18-0	18x18	1,5-2,0	11.5
P1988.020-20-0	20x20	1,0-3,0	11.0
P1988.022-22-0	22x22	1,0-3,0	12.0
P1988.025-25-0	25x25	1,0-3,0	11.5
P1988.028-28-0	28x28	1,5-3,0	11.5
P1988.030-30-0	30x30	1,0-2,5	11.5
P1988.030-30-1	30x30	2,5-4,5	11.5
P1988.035-35-0	35x35	1,0-3,0	14.5
P1988.035-35-1	35x35	2,5-5,0	12.0
P1988.040-40-0	40x40	1,0-3,0	14.0
P1988.040-40-1	40x40	2,5-4,0	18.0
P1988.040-40-2	40x40	5,0-5,5	14.0
P1988.045-45-0	45x45	1,0-3,0	14.5
P1988.050-50-1	50x50	2,6-4,0	25.0
P1988.050-50-2	50x50	3,5-6,0	14.5
P1988.060-60-0	60x60	1,5-3,5	24.0
P1988.060-60-1	60x60	3,0-5,0	17.5
P1988.070-70-0	70x70	2,0-4,0	19.0
P1988.080-80-1	80x80	3,0-5,0	24.0
P1988.100-100-0	100x100	1,0-4,0	24.0
P1988.100-100-1	100x100	5,0-8,0	24.0
P1988.120-120-0	120x120	2,5-5,0	25.0
P1988.150-150-0	150x150	5,0-8,0	-
P1988.150-150-1	150x150	10,0-12,5	27.0



P1989



Material

Low density polyethylene, black.

Important Notes

Sold subject to minimum pack quantity.

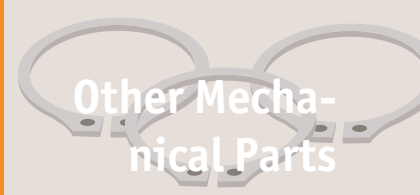
Technical Notes

insert ribs provide secure fitting.

Order No.	External cap dia.	Tube wall thickness	h
P1989.010	10	1,0-2,0	11,0
P1989.012	12	1,0-2,0	11,0
P1989.013	13	1,0-2,0	11,0
P1989.014	14	1,0-2,0	11,5
P1989.015	15	1,0-2,0	13,0
P1989.016	16	1,0-2,0	11,0
P1989.018	18	1,0-2,0	11,4
P1989.019	19	1,0-2,0	11,4
P1989.020	20	1,0-2,0	11,4
P1989.021	21	1,0-2,0	11,5
P1989.022	22	1,0-2,0	11,5
P1989.023	23	1,0-2,5	11,5
P1989.025	25	1,0-3,0	11,5
P1989.027	27	1,0-3,0	11,5
P1989.028	28	1,0-2,0	11,5
P1989.030	30	1,0-2,0	11,6
P1989.032	32	1,0-2,0	11,5
P1989.034	34	1,0-3,0	11,5
P1989.035	35	1,0-2,0	11,5
P1989.036	36	1,0-2,0	11,5
P1989.038	38	1,0-3,5	11,5
P1989.040	40	1,0-3,0	11,5
P1989.042	42	1,0-2,0	11,5
P1989.045	45	1,0-3,5	11,0
P1989.048	48	1,2-3,6	11,5
P1989.050	50	1,0-2,0	11,5
P1989.052	52	1,5-3,5	14,5
P1989.055	55	1,0-3,0	11,5
P1989.060	60	1,5-3,0	18,5
P1989.065	65	1,5-3,5	21,0
P1989.070	70	2,0-4,5	21,0
P1989.076	76	1,6-4,0	21,5
P1989.080	80	1,5-3,0	21,0
P1989.090	90	2,5-5,0	19,9



Inserts ribbed - round



Other Mechanical Parts

Order No.	External cap dia.	Tube wall thickness	h
P1989.095	95	1,5-4,0	21.0
P1989.102	102	2,0-4,0	20.2
P1989.100	100	2,0-4,5	28.5
P1989.105	105	2,0-4,5	29.0
P1989.110	110	2,0-4,5	28.5
P1989.120	120	2,0-4,0	28.5