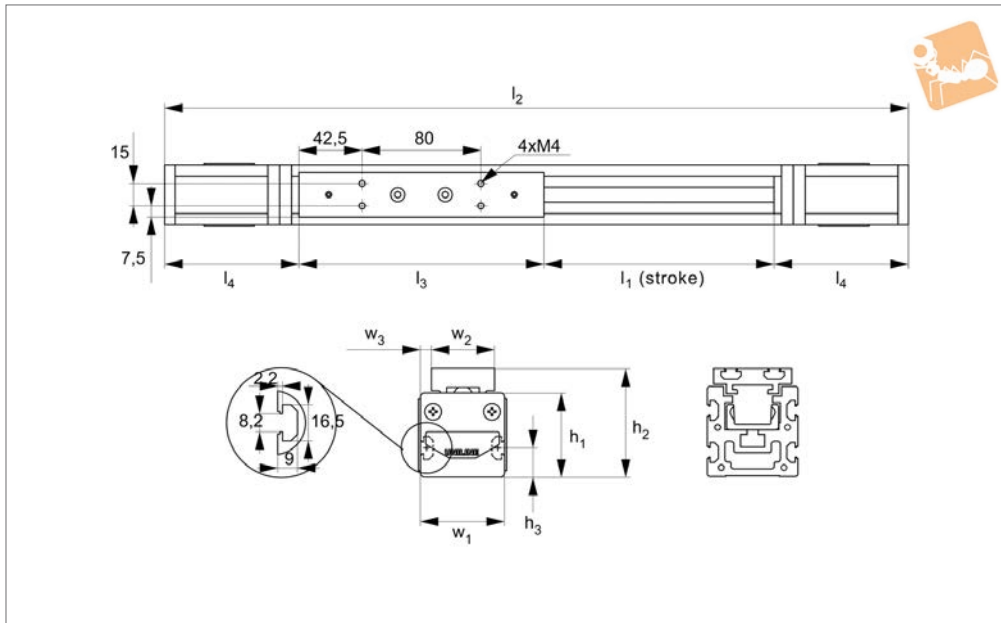





Light Duty Belt Driven Unit

size 40



L3001.A40

LONG TRAVEL STAGES

Material

Special sliders on a single hardened steel rail, encased in an aluminium profile.

Technical Notes

Any length overall stroke unit can be supplied (up to 1,9 metres in a single section) for the A40 series. Longer strokes

available.

Longer carriages and double carriages are available which increase the load capacity of the units.

Tips

See technical pages for more information on belt specification, long carriages,

double carriages and motor connections. Can easily be combined to make an XY, XYZ or other set up gantry system.

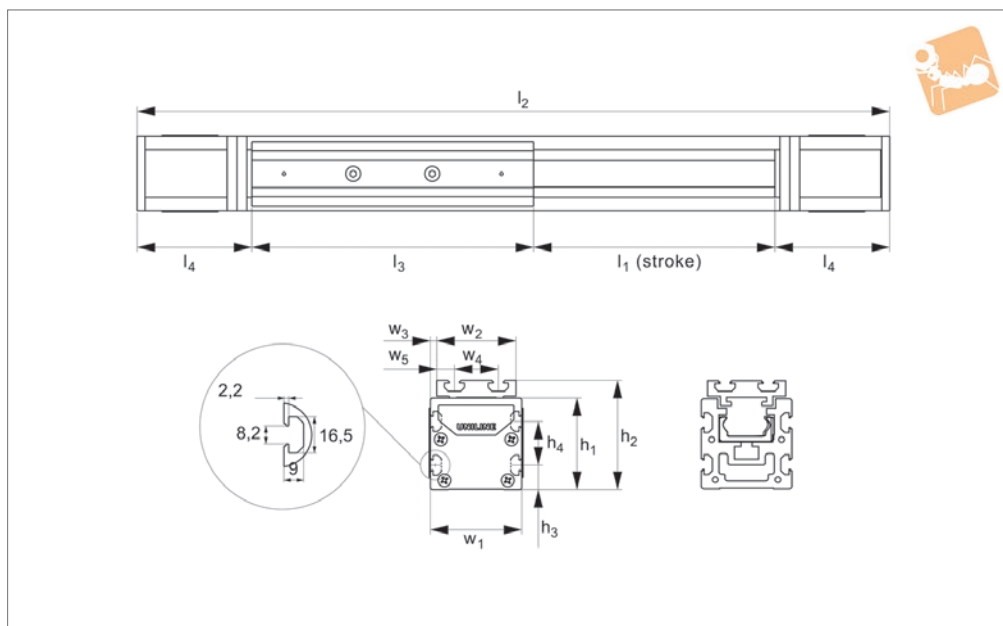
Important Notes

For loads with low moment loads.

Order No.	l_1	l_2	l_3	h_1 & w_1	h_2	h_3	l_4	w_2	w_3	C_{0ax} N	C_{0rad} N	M_x Nm	M_y Nm	M_z Nm
L3001.A40-0100	100	448	165	40	51.5	14	91.5	30	5	300	820	2.8	5.6	13.1
L3001.A40-0200	200	548	165	40	51.5	14	91.5	30	5	300	820	2.8	5.6	13.1
L3001.A40-0300	300	648	165	40	51.5	14	91.5	30	5	300	820	2.8	5.6	13.1
L3001.A40-0400	400	748	165	40	51.5	14	91.5	30	5	300	820	2.8	5.6	13.1
L3001.A40-0500	500	848	165	40	51.5	14	91.5	30	5	300	820	2.8	5.6	13.1
L3001.A40-0600	600	948	165	40	51.5	14	91.5	30	5	300	820	2.8	5.6	13.1
L3001.A40-0700	700	1048	165	40	51.5	14	91.5	30	5	300	820	2.8	5.6	13.1
L3001.A40-0800	800	1148	165	40	51.5	14	91.5	30	5	300	820	2.8	5.6	13.1
L3001.A40-0900	900	1248	165	40	51.5	14	91.5	30	5	300	820	2.8	5.6	13.1
L3001.A40-1000	1000	1348	165	40	51.5	14	91.5	30	5	300	820	2.8	5.6	13.1
L3001.A40-1100	1100	1448	165	40	51.5	14	91.5	30	5	300	820	2.8	5.6	13.1
L3001.A40-1200	1200	1548	165	40	51.5	14	91.5	30	5	300	820	2.8	5.6	13.1
L3001.A40-1300	1300	1648	165	40	51.5	14	91.5	30	5	300	820	2.8	5.6	13.1
L3001.A40-1400	1400	1748	165	40	51.5	14	91.5	30	5	300	820	2.8	5.6	13.1
L3001.A40-1500	1500	1848	165	40	51.5	14	91.5	30	5	300	820	2.8	5.6	13.1
L3001.A40-1600	1600	1948	165	40	51.5	14	91.5	30	5	300	820	2.8	5.6	13.1
L3001.A40-1700	1700	2048	165	40	51.5	14	91.5	30	5	300	820	2.8	5.6	13.1
L3001.A40-1800	1800	2148	165	40	51.5	14	91.5	30	5	300	820	2.8	5.6	13.1
L3001.A40-1900	1900	2248	165	40	51.5	14	91.5	30	5	300	820	2.8	5.6	13.1



L3001.A55



Material

Special sliders on a single hardened steel rail, encased in an aluminium profile.

Technical Notes

Any length overall stroke unit can be supplied (up to 3,0 metres in a single section) for the A55 series. Longer strokes

available.

Longer carriages and double carriages are available which increase the load capacity of the units.

Tips

See technical pages for more information on belt specification, long carriages,

double carriages and motor connections.

Can easily be combined to make an XY, XYZ or other set up gantry system.

Important Notes


For loads with low moment loads.

Order No.	l_1	l_2	l_3	h_1 & w_1	h_2	h_3	h_4	l_4	w_2	w_3	w_4	w_5	C_{0ax} N	C_{0rad} N	M_x Nm	M_y Nm	M_z Nm
L3001.A55-0100	100	516	200	55	71	15	25	108	52	1.5	28	12	750	2175	11.5	21.7	54.5
L3001.A55-0200	200	616	200	55	71	15	25	108	52	1.5	28	12	750	2175	11.5	21.7	54.5
L3001.A55-0300	300	716	200	55	71	15	25	108	52	1.5	28	12	750	2175	11.5	21.7	54.5
L3001.A55-0400	400	816	200	55	71	15	25	108	52	1.5	28	12	750	2175	11.5	21.7	54.5
L3001.A55-0500	500	916	200	55	71	15	25	108	52	1.5	28	12	750	2175	11.5	21.7	54.5
L3001.A55-0600	600	1016	200	55	71	15	25	108	52	1.5	28	12	750	2175	11.5	21.7	54.5
L3001.A55-0700	700	1116	200	55	71	15	25	108	52	1.5	28	12	750	2175	11.5	21.7	54.5
L3001.A55-0800	800	1216	200	55	71	15	25	108	52	1.5	28	12	750	2175	11.5	21.7	54.5
L3001.A55-0900	900	1316	200	55	71	15	25	108	52	1.5	28	12	750	2175	11.5	21.7	54.5
L3001.A55-1000	1000	1416	200	55	71	15	25	108	52	1.5	28	12	750	2175	11.5	21.7	54.5
L3001.A55-1100	1100	1516	200	55	71	15	25	108	52	1.5	28	12	750	2175	11.5	21.7	54.5
L3001.A55-1200	1200	1616	200	55	71	15	25	108	52	1.5	28	12	750	2175	11.5	21.7	54.5
L3001.A55-1300	1300	1716	200	55	71	15	25	108	52	1.5	28	12	750	2175	11.5	21.7	54.5
L3001.A55-1400	1400	1816	200	55	71	15	25	108	52	1.5	28	12	750	2175	11.5	21.7	54.5
L3001.A55-1500	1500	1916	200	55	71	15	25	108	52	1.5	28	12	750	2175	11.5	21.7	54.5
L3001.A55-1600	1600	2016	200	55	71	15	25	108	52	1.5	28	12	750	2175	11.5	21.7	54.5
L3001.A55-1700	1700	2116	200	55	71	15	25	108	52	1.5	28	12	750	2175	11.5	21.7	54.5
L3001.A55-1800	1800	2216	200	55	71	15	25	108	52	1.5	28	12	750	2175	11.5	21.7	54.5
L3001.A55-1900	1900	2316	200	55	71	15	25	108	52	1.5	28	12	750	2175	11.5	21.7	54.5
L3001.A55-2000	2000	2416	200	55	71	15	25	108	52	1.5	28	12	750	2175	11.5	21.7	54.5
L3001.A55-2100	2100	2516	200	55	71	15	25	108	52	1.5	28	12	750	2175	11.5	21.7	54.5
L3001.A55-2200	2200	2616	200	55	71	15	25	108	52	1.5	28	12	750	2175	11.5	21.7	54.5
L3001.A55-2300	2300	2716	200	55	71	15	25	108	52	1.5	28	12	750	2175	11.5	21.7	54.5
L3001.A55-2400	2400	2816	200	55	71	15	25	108	52	1.5	28	12	750	2175	11.5	21.7	54.5
L3001.A55-2500	2500	2916	200	55	71	15	25	108	52	1.5	28	12	750	2175	11.5	21.7	54.5
L3001.A55-2600	2600	3016	200	55	71	15	25	108	52	1.5	28	12	750	2175	11.5	21.7	54.5
L3001.A55-2700	2700	3116	200	55	71	15	25	108	52	1.5	28	12	750	2175	11.5	21.7	54.5
L3001.A55-2800	2800	3216	200	55	71	15	25	108	52	1.5	28	12	750	2175	11.5	21.7	54.5
L3001.A55-2900	2900	3316	200	55	71	15	25	108	52	1.5	28	12	750	2175	11.5	21.7	54.5
L3001.A55-3000	3000	3416	200	55	71	15	25	108	52	1.5	28	12	750	2175	11.5	21.7	54.5

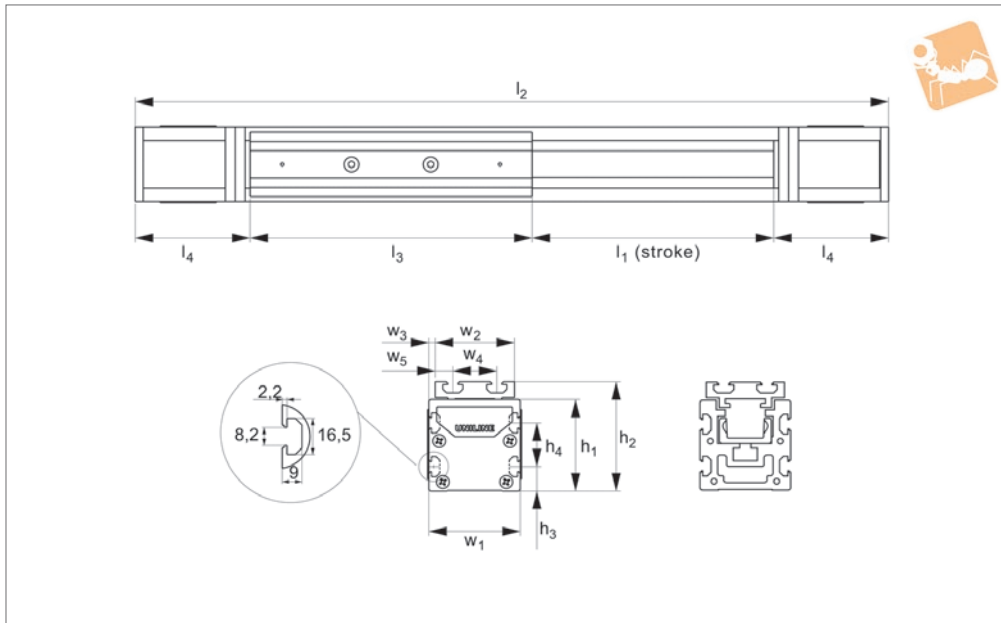


Heavy Duty Belt Driven Unit

size 75



Long Travel Stages



L3001.A75

LONG TRAVEL STAGES

Material

Special sliders on a single hardened steel rail, encased in an aluminium profile.

Technical Notes

Any length overall stroke unit can be supplied (up to 3,4 metres in a single section) for the A75 series. Longer strokes

available.

Longer carriages and double carriages are available which increase the load capacity of the units.

Tips

See technical pages for more information on belt specification, long carriages,

double carriages and motor connections. Can easily be combined to make an XY, XYZ or other set up gantry system.

Important Notes

For loads with low moment loads.

Order No.	l_1	l_2	l_3	h_1 & w_1	h_2	h_3	h_4	l_4	w_2	w_3	w_4	w_5	C_{0ax} N	C_{0rad} N	M_x Nm	M_y Nm	M_z Nm
L3001.A75-0100	100	617	285	75	90	20	35	116	65	5	36	14.5	1855	5500	43.6	81.5	209
L3001.A75-0200	200	717	285	75	90	20	35	116	65	5	36	14.5	1855	5500	43.6	81.5	209
L3001.A75-0300	300	817	285	75	90	20	35	116	65	5	36	14.5	1855	5500	43.6	81.5	209
L3001.A75-0400	400	917	285	75	90	20	35	116	65	5	36	14.5	1855	5500	43.6	81.5	209
L3001.A75-0500	500	1017	285	75	90	20	35	116	65	5	36	14.5	1855	5500	43.6	81.5	209
L3001.A75-0600	600	1117	285	75	90	20	35	116	65	5	36	14.5	1855	5500	43.6	81.5	209
L3001.A75-0700	700	1217	285	75	90	20	35	116	65	5	36	14.5	1855	5500	43.6	81.5	209
L3001.A75-0800	800	1317	285	75	90	20	35	116	65	5	36	14.5	1855	5500	43.6	81.5	209
L3001.A75-0900	900	1417	285	75	90	20	35	116	65	5	36	14.5	1855	5500	43.6	81.5	209
L3001.A75-1000	1000	1517	285	75	90	20	35	116	65	5	36	14.5	1855	5500	43.6	81.5	209
L3001.A75-1100	1100	1617	285	75	90	20	35	116	65	5	36	14.5	1855	5500	43.6	81.5	209
L3001.A75-1200	1200	1717	285	75	90	20	35	116	65	5	36	14.5	1855	5500	43.6	81.5	209
L3001.A75-1300	1300	1817	285	75	90	20	35	116	65	5	36	14.5	1855	5500	43.6	81.5	209
L3001.A75-1400	1400	1917	285	75	90	20	35	116	65	5	36	14.5	1855	5500	43.6	81.5	209
L3001.A75-1500	1500	2017	285	75	90	20	35	116	65	5	36	14.5	1855	5500	43.6	81.5	209
L3001.A75-1600	1600	2117	285	75	90	20	35	116	65	5	36	14.5	1855	5500	43.6	81.5	209
L3001.A75-1700	1700	2217	285	75	90	20	35	116	65	5	36	14.5	1855	5500	43.6	81.5	209
L3001.A75-1800	1800	2317	285	75	90	20	35	116	65	5	36	14.5	1855	5500	43.6	81.5	209
L3001.A75-1900	1900	2417	285	75	90	20	35	116	65	5	36	14.5	1855	5500	43.6	81.5	209
L3001.A75-2000	2000	2517	285	75	90	20	35	116	65	5	36	14.5	1855	5500	43.6	81.5	209
L3001.A75-2100	2100	2617	285	75	90	20	35	116	65	5	36	14.5	1855	5500	43.6	81.5	209
L3001.A75-2200	2200	2717	285	75	90	20	35	116	65	5	36	14.5	1855	5500	43.6	81.5	209
L3001.A75-2300	2300	2817	285	75	90	20	35	116	65	5	36	14.5	1855	5500	43.6	81.5	209
L3001.A75-2400	2400	2917	285	75	90	20	35	116	65	5	36	14.5	1855	5500	43.6	81.5	209
L3001.A75-2500	2500	3017	285	75	90	20	35	116	65	5	36	14.5	1855	5500	43.6	81.5	209
L3001.A75-2600	2600	3117	285	75	90	20	35	116	65	5	36	14.5	1855	5500	43.6	81.5	209
L3001.A75-2700	2700	3217	285	75	90	20	35	116	65	5	36	14.5	1855	5500	43.6	81.5	209
L3001.A75-2800	2800	3317	285	75	90	20	35	116	65	5	36	14.5	1855	5500	43.6	81.5	209
L3001.A75-2900	2900	3417	285	75	90	20	35	116	65	5	36	14.5	1855	5500	43.6	81.5	209
L3001.A75-3000	3000	3517	285	75	90	20	35	116	65	5	36	14.5	1855	5500	43.6	81.5	209



Order No.	l_1	l_2	l_3	h_1 & w_1	h_2	h_3	h_4	l_4	w_2	w_3	w_4	w_5	C_{Oax} N	C_{Orad} N	M_x Nm	M_y Nm	M_z Nm
L3001.A75-3100	3100	3617	285	75	90	20	35	116	65	5	36	14.5	1855	5500	43.6	81.5	209
L3001.A75-3200	3400	3917	285	75	90	20	35	116	65	5	36	14.5	1855	5500	43.6	81.5	209
L3001.A75-3300	3200	3717	285	75	90	20	35	116	65	5	36	14.5	1855	5500	43.6	81.5	209
L3001.A75-3400	3300	3817	285	75	90	20	35	116	65	5	36	14.5	1855	5500	43.6	81.5	209