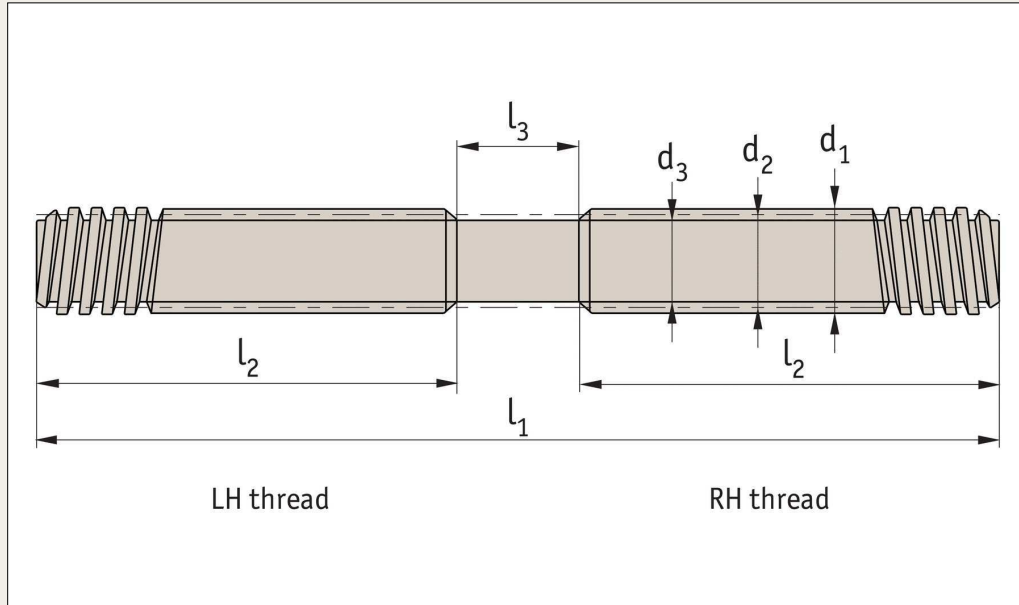


Combined Lead Screws

left & right hand

Lead Screws & Nuts



L1324

Material

Rolled trapezoidal steel thread (CK40).
Stainless steel (A2, AISI 303).

Technical notes

'Lead' refers to the distance that a nut will travel for a complete revolution of the screw.


Select suitable left and right hand lead screw nuts (part nos. L1330 to L1343) to suit the lead screw - the most popular nuts are the flanged, bronze nuts part no. L1331.

Tips

Cutting to required length and machining of ends - on request.

Important notes


These lead screws have a left hand thread on one end and a right hand thread on the other for applications requiring a scissor type movement - simultaneous left and right hand movement from centreline.

Order No.	Size	d ₁	Lead p	l ₁	l ₂	l ₃	d ₂	d ₃	Lead angle	 Kg
L1324.10-02-1-A2	TR10x2	10	2	1000	460	80	9,0	7,5	4°03'	0,60
L1324.12-03-1-A2	TR12x3	12	3	1000	460	80	11,0	9,5	3°19'	0,80
L1324.16-04-1-A2	TR16x4	16	4	1000	460	80	14,5	12,5	3°46'	1,30
L1324.16-04-2-A2	TR16x4	16	4	2000	960	80	14,5	12,5	3°46'	2,60
L1324.18-04-1-A2	TR18x4	18	4	1000	460	80	16,0	13,5	4°33'	1,60
L1324.18-04-2-A2	TR18x4	18	4	2000	960	80	16,0	13,5	4°33'	3,20
L1324.20-04-1-A2	TR20x4	20	4	1000	460	80	18,0	15,5	4°03'	2,00
L1324.20-04-2-A2	TR20x4	20	4	2000	960	80	18,0	15,5	4°03'	4,00
L1324.22-05-1-A2	TR22x5	22	5	1000	460	80	19,5	16,5	4°40'	2,30
L1324.22-05-2-A2	TR22x5	22	5	2000	960	80	19,5	16,5	4°40'	4,60
L1324.25-05-1-A2	TR25x5	25	5	1000	460	80	22,5	19,5	4°03'	3,10
L1324.25-05-2-A2	TR25x5	25	5	2000	960	80	22,5	19,5	4°03'	6,20
L1324.25-05-3-A2	TR25x5	25	5	3000	960	80	22,5	19,5	4°03'	6,20
L1324.28-05-1-A2	TR28x5	28	5	1000	460	80	25,5	22,5	3°34'	4,00
L1324.28-05-2-A2	TR28x5	28	5	2000	960	80	25,5	22,5	3°34'	8,00
L1324.28-05-3-A2	TR28x5	28	5	3000	960	80	25,5	22,5	3°34'	8,00
L1324.32-06-1-A2	TR32x6	32	6	1000	460	80	29,0	25,5	3°46'	5,20
L1324.32-06-2-A2	TR32x6	32	6	2000	960	80	29,0	25,5	3°46'	10,40
L1324.32-06-3-A2	TR32x6	32	6	3000	960	80	29,0	25,5	3°46'	10,40

Combined Lead Screws

left & right hand

Lead Screws & Nuts

Order No.	Size	d ₁	Lead p	l ₁	l ₂	l ₃	d ₂	d ₃	Lead angle	 Kg
L1324.40-07-1-A2	TR40x7	40	7	1000	460	80	36,0	31,0	3°46'	5,20
L1324.40-07-2-A2	TR40x7	40	7	2000	960	80	36,0	31,0	3°46'	10,40
L1324.40-07-3-A2	TR40x7	40	7	3000	460	80	36,0	31,0	3°46'	5,20
L1324.50-08-1-A2	TR50x8	50	8	1000	460	80	46,0	40,0	3°46'	5,20
L1324.50-08-2-A2	TR50x8	50	8	2000	960	80	46,0	40,0	3°46'	10,40
L1324.50-08-3-A2	TR50x8	50	8	3000	960	80	46,0	40,0	3°46'	10,40
L1324.10-02-1-CS	TR10x2	10	2	1000	460	80	9,0	7,5	4°03'	0,60
L1324.12-03-1-CS	TR12x3	12	3	1000	460	80	11,0	9,5	3°19'	0,80
L1324.16-04-1-CS	TR16x4	16	4	1000	460	80	14,5	12,5	3°46'	1,30
L1324.16-04-2-CS	TR16x4	16	4	2000	960	80	14,5	12,5	3°46'	2,60
L1324.18-04-1-CS	TR18x4	18	4	1000	460	80	16,0	13,5	4°33'	1,60
L1324.18-04-2-CS	TR18x4	18	4	2000	960	80	16,0	13,5	4°33'	3,20
L1324.20-04-1-CS	TR20x4	20	4	1000	460	80	18,0	15,5	4°03'	2,00
L1324.20-04-2-CS	TR20x4	20	4	2000	960	80	18,0	15,5	4°03'	4,00
L1324.22-05-1-CS	TR22x5	22	5	1000	460	80	19,5	16,5	4°40'	2,30
L1324.22-05-2-CS	TR22x5	22	5	2000	960	80	19,5	16,5	4°40'	4,60
L1324.25-05-1-CS	TR25x5	25	5	1000	460	80	22,5	19,5	4°03'	3,10
L1324.25-05-2-CS	TR25x5	25	5	2000	960	80	22,5	19,5	4°03'	6,20
L1324.25-05-3-CS	TR25x5	25	5	3000	960	80	22,5	19,5	4°03'	6,20
L1324.28-05-1-CS	TR28x5	28	5	1000	460	80	25,5	22,5	3°34'	4,00
L1324.28-05-2-CS	TR28x5	28	5	2000	960	80	25,5	22,5	3°34'	8,00
L1324.28-05-3-CS	TR28x5	28	5	3000	960	80	25,5	22,5	3°34'	8,00
L1324.32-06-1-CS	TR32x6	30	6	1000	460	80	29,0	25,5	3°46'	5,20
L1324.32-06-2-CS	TR32x6	30	6	2000	960	80	29,0	25,5	3°46'	10,40
L1324.32-06-3-CS	TR32x6	30	6	3000	960	80	29,0	25,5	3°46'	10,40
L1324.40-07-1-CS	TR40x7	40	7	1000	460	80	36,0	31,0	3°46'	5,20
L1324.40-07-2-CS	TR40x7	40	7	2000	960	80	36,0	31,0	3°46'	10,40
L1324.40-07-3-CS	TR40x7	30	7	3000	460	80	36,0	31,0	3°46'	5,20
L1324.50-08-1-CS	TR50x8	50	8	1000	460	80	46,0	40,0	3°46'	5,20
L1324.50-08-2-CS	TR50x8	50	8	2000	960	80	46,0	40,0	3°46'	10,40
L1324.50-08-3-CS	TR50x8	50	8	3000	960	80	46,0	40,0	3°46'	10,40